

**Special Offer**

Product Code	Description	Special Offer (HKD)	Price per test (HKD)
K5204	HercepTest , Breast + Gastric, 35 tests	<b>9,803</b>	280.1
K5207	HercepTest, Breast + Gastric, 50 tests (for the Dako Autostainer)	<b>14,003</b>	280.1
K5331	HER2 FISH pharmDx Kit, Breast + Gastric, 20 tests	<b>21,840</b>	1,092
SK109	HER2 CISH pharmDx Kit, 20 tests	<b>18,900*</b>	945*

\* First trial special offer

## HercepTest, Breast + Gastric

(cat. no.: K5204 or K5207)

### HercepTest™ Highlights

- **FDA-approved** test indicated as an aid to assess **Breast Cancer** patients who may be eligible for Herceptin®.
- Accurately identify patients with **Gastric Cancer** who may benefit from trastuzumab treatment.
- **A complete assay** with demonstrated sensitivity and specificity.
- **Control cell line slides** included for validation of each staining run.

Gastric or gastroesophageal junction adenocarcinoma (GEJ) is also referred to as gastric cancer in this document. Figure 27-74 show examples of staining patterns

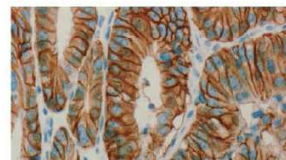


Figure 27  
Adenocarcinoma of the stomach, Score 3+, 40x magnification

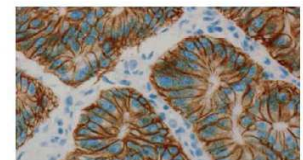


Figure 30  
Adenocarcinoma of GEJ, Score 3+, 40x magnification

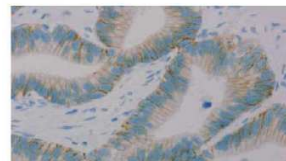


Figure 28  
Adenocarcinoma of the stomach, Score 2+, 40x magnification

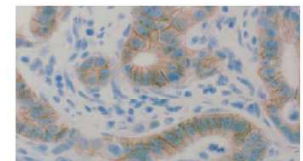


Figure 31  
Adenocarcinoma of GEJ, Score 2+, 40x magnification

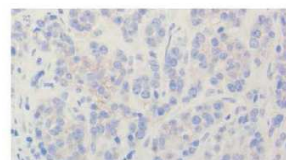


Figure 29  
Adenocarcinoma of the stomach, Score 1+, 40x magnification

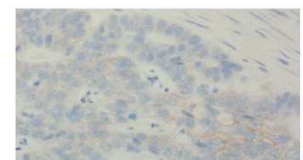


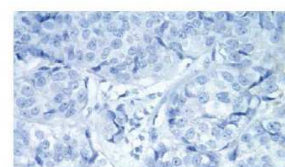
Figure 32  
Adenocarcinoma of GEJ, Score 1+, 40x magnification

Guidelines for scoring – Gastric

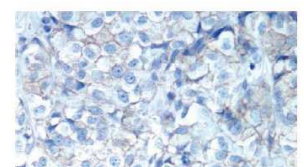
### Kit Content

HercepTest is a *complete kit* and includes:

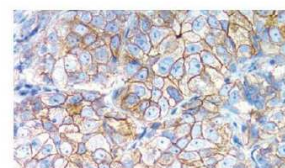
- Peroxidase-Blocking Reagent
- Rabbit Anti-Human HER2 Protein
- Visualization Reagent
- Negative Control Reagent
- DAB Buffered Substrate
- DAB Chromogen
- Epitope Retrieval Solution (10x)
- Wash Buffer (10x)
- Control Slides
- Protocol and Interpretation Guidelines



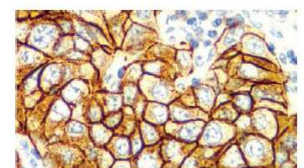
Score: 0 (40x)



Score: 1+ (40x)



Score: 2+ (40x)



Score: 3+ (40x)

Guidelines for scoring - Breast

## HER2 CISH pharmDx Kit (cat. no.: SK109)

With a **97.7% FISH concordance** Dako lets you put patient safety first

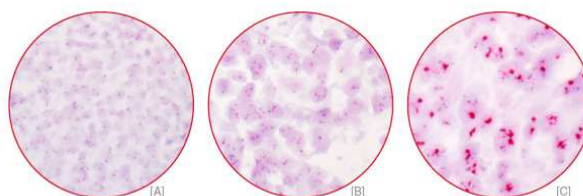
- **Chromogenic dual color** visualization on one slide
- Preservation of morphology
- Archivable stains
- Interpretation by bright field microscopy



### Kit Content

HER2 CISH pharmDx Kit is a *complete kit* and includes:

- Pretreatment Solution
- Pepsin (Ready-to-Use)
- HER2/CEN-17 Probe Mix (Ready-to-Use)
- Stringent Wash Buffer
- Wash Buffer I & II
- Peroxidase Block (Ready-to-Use)
- CISH Antibody Mix (Ready-to-Use)
- Red & Blue Substrate Buffer
- Red & Blue Chromogen
- Mounting Medium (Ready-to-Use)
- Coverslip Sealant (Ready-to-Use)
- User-fillable Bottles

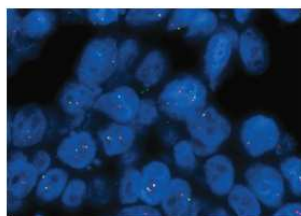


Examples of HER2 CISH pharmDx™ Kit stained breast cancer tissue specimens with A) non-amplified, B) polyploid, C) amplified HER2 gene status.

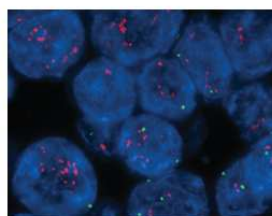
## HER2 FISH pharmDx Kit (cat. no.: K5331)

### HER2 FISH pharmDx Kit Highlights

- **FDA approved** as an aid in the assessment of patients for whom Herceptin® (trastuzumab) treatment is being considered.
- **Simplified Procedure** Compared to Other HER2 FISH Assays
- Total assay time is **≈1.2 hours less** than conventional FISH
  - No post-fixation step following pre-treatment.
  - Only one phase for denaturation. Room temperature incubation of RTU Pepsin
- Fewer toxic materials – such as formalin and formamide – decreasing risk to laboratory personnel.



Non-amplified result breast carcinoma stained with HER2 FISH pharmDx.



Amplified result breast carcinoma stained with HER2 FISH pharmDx.



### Kit Content

HER2 FISH pharmDx Kit is a *complete kit* and includes:

- Pre-treatment solution (20x concentrated)
- Pepsin, ready-to-use
- HER2/CEN-17 probe mix
- Stringent wash buffer (20x concentrated)
- Fluorescence mounting medium, containing DAPI
- Wash buffer (20x concentrated)
- Coverslip sealant

Promotion valid till 14<sup>th</sup> Dec 2011

For product details, please visit [www.dako.com](http://www.dako.com)